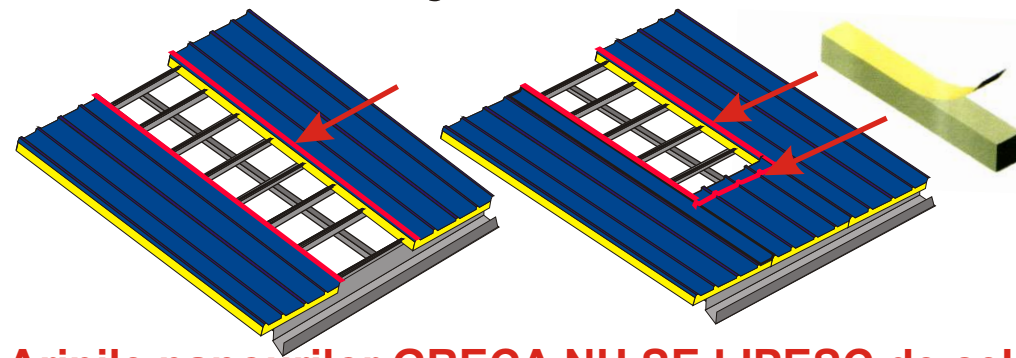
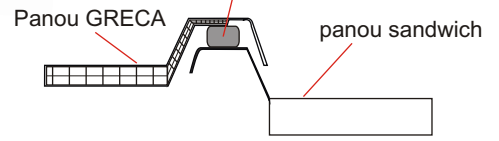


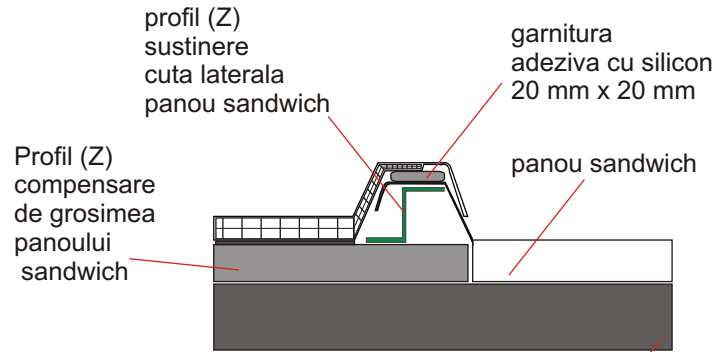
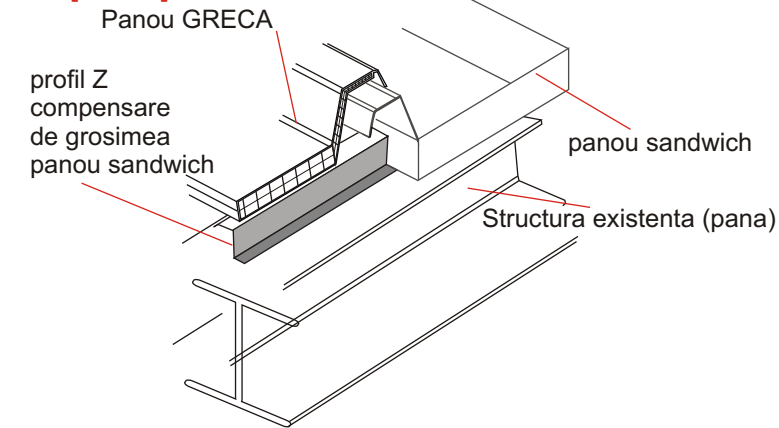
# Ghid de montaj - GRECA G5 si G4



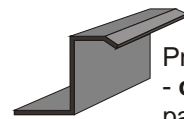
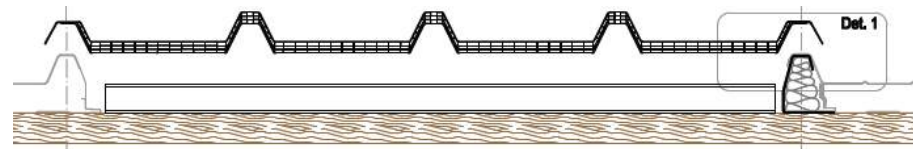
garnitura adeziva expandabila  
20 mm x 20 mm  
se fixeaza de-a lungul arripilor laterale- intre  
urechea panoului sandwich si urechea  
luminatorului si la suprapunerea peste  
panoul sandwich



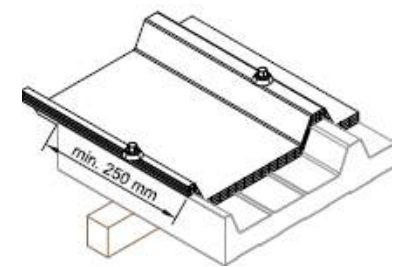
## Aripile panourilor GRECA NU SE LIPESC de cele ale Panoului Sandwich!!!



structura existenta (pana)

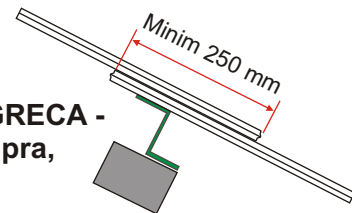


Profilul de sustinere cuta laterala  
- **de preferat izolat**- de inaltimea urechii  
panoului GRECA,  
se fixeaza de Z urile de pe fiecare pana  
sub urechea goala a panoului sandwich

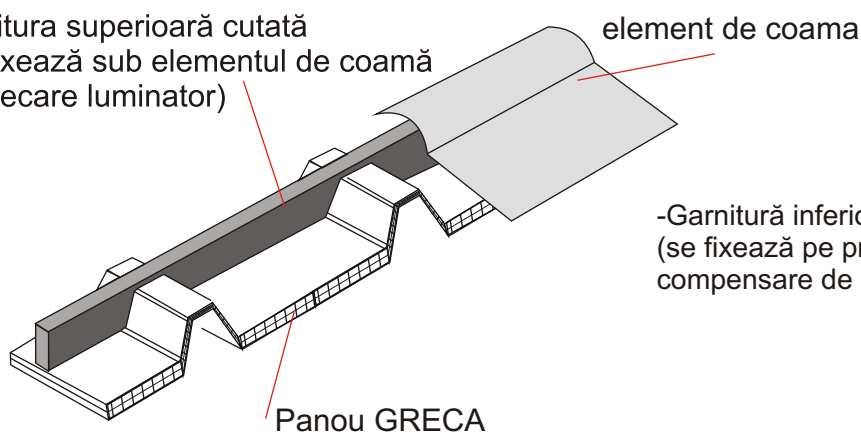


### Suprapunerea in lungime

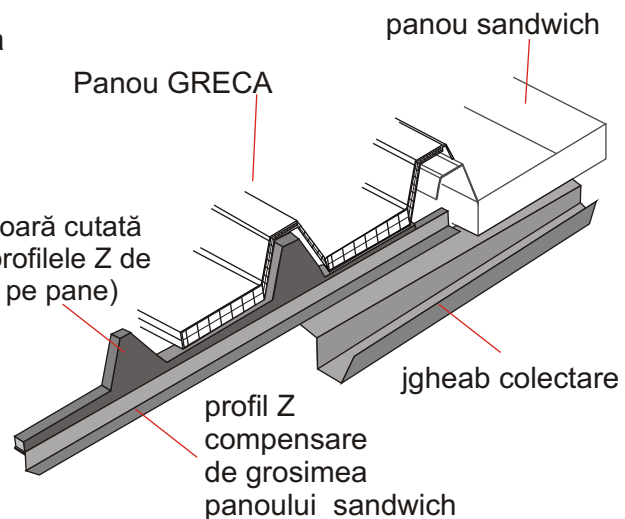
- peste panoul sandwich sau suprapunerea a doua coli GRECA -  
se va face in dreptul unei pane iar luminatorul de deasupra,  
va fi mai lung cu minim 200mm



- garnitura superioară cutată  
(se fixează sub elementul de coamă  
pe fiecare luminator)

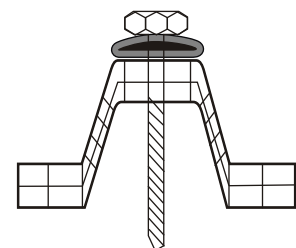
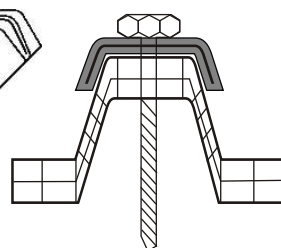


-Garnitură inferioară cutată  
(se fixează pe profilele Z de  
compensare de pe pane)



### gaură fixare OVALIZATĂ (pentru dilatația termică)

fixare cu surub  
autoforant si calota aluminiu



fixare cu surub  
autoforant cu garnitura

